



Period Education
UK

HOW OFTEN
WILL WE
DELIVER
PERIOD
EDUCATION?



Period Education
UK

The image features a central white square with a light green border. The text "ONCE A YEAR" is written in a black, hand-drawn font inside the square. Surrounding the square are several hexagons: a red one at the top left, a teal one at the top center, and a light orange one at the bottom right. A red arrow starts from the bottom left of the square and points towards the top right, curving upwards.

ONCE A
YEAR



Period Education
UK



ONCE A
TERM



Period Education
UK



REGULAR
SHORT
SESSIONS



Period Education
UK



WILD
CARD



Period Education
UK

WHO WILL WE
DELIVER
PERIOD
EDUCATION
TO?



Period Education
UK



ALL YEAR GROUPS




Period Education
UK



YEAR

7 - 9




Period Education
UK

A large red rounded square frame is centered on the page. In the top-left corner, there is a large light green hexagon and a smaller dark teal hexagon above it. In the bottom-right corner, there is a large light orange hexagon. A light green curved arrow starts from the bottom-left corner of the red frame and points towards the bottom-right corner.

YEAR 7



Period Education
UK



JUST
GIRLS



Period Education
UK



BOYS &
GIRLS



Period Education
UK



WILD
CARD



Period Education
UK

HOW LONG
WILL A PERIOD
EDUCATION
SESSION LAST?




Period Education
UK

A graphic design featuring a whiteboard with a teal border. The text '60 MINUTES' is written in a black, hand-drawn font on the whiteboard. There are three hexagons: a teal one at the top left, a red one at the top left overlapping the whiteboard, and a light orange one at the bottom right. A red arrow curves from the bottom left towards the bottom center of the whiteboard.

60
MINUTES



Period Education
UK



45
MINUTES



Period Education
UK



30
MINUTES



Period Education
UK



15
MINUTES



Period Education
UK



WILD
CARD



Period Education
UK

WHEN WILL WE
DELIVER
PERIOD
EDUCATION?





Period Education
UK




IN PE
LESSONS



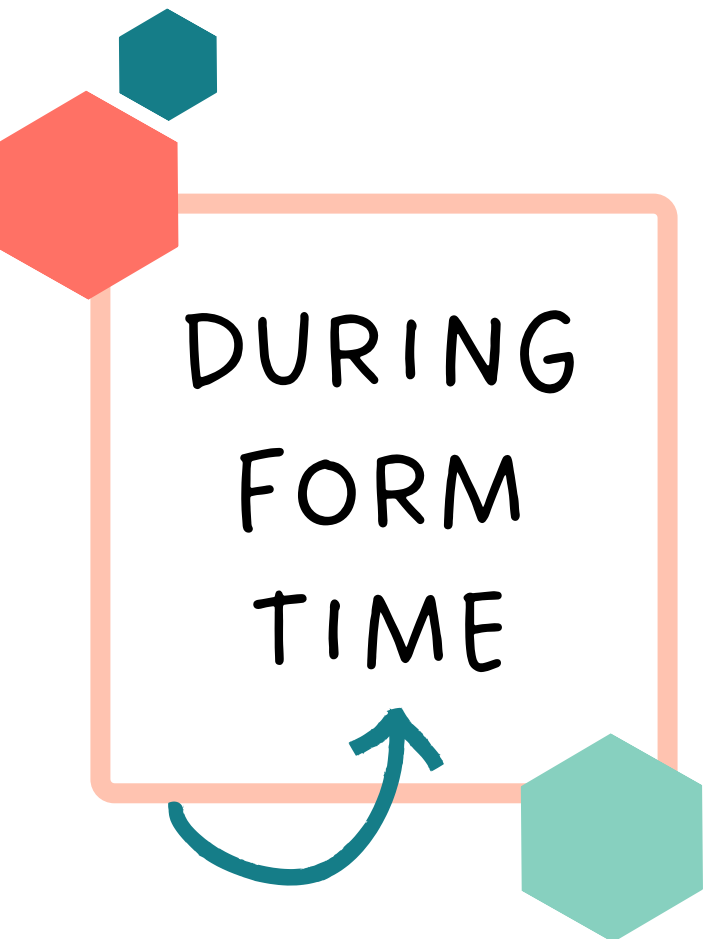
Period Education
UK



IN PSHE
LESSONS



Period Education
UK



DURING
FORM
TIME



Period Education
UK

A decorative graphic featuring a central white square with a rounded orange border. The text "LUNCH TIMES" is written in a black, hand-drawn font inside the square. Surrounding the square are several hexagons: a large red one at the top left, a smaller teal one at the top, and a large light teal one at the bottom right. A teal arrow curves from the bottom left towards the bottom right, pointing towards the light teal hexagon.

LUNCH TIMES



Period Education
UK



WILD
CARD



Period Education
UK

WHAT SIZE
GROUP WILL WE
DELIVER PERIOD
EDUCATION TO?



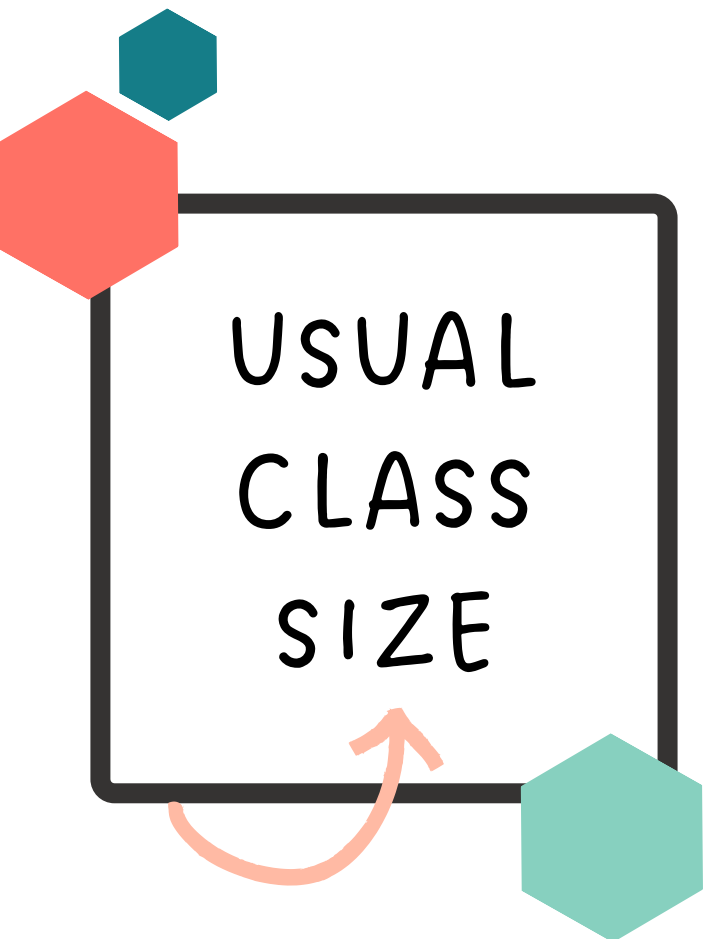
Period Education
UK



WHOLE
YEAR
GROUP



Period Education
UK



USUAL
CLASS
SIZE



Period Education
UK



SMALL
GROUPS
(10-15)



Period Education
UK



ONE-TO-ONE

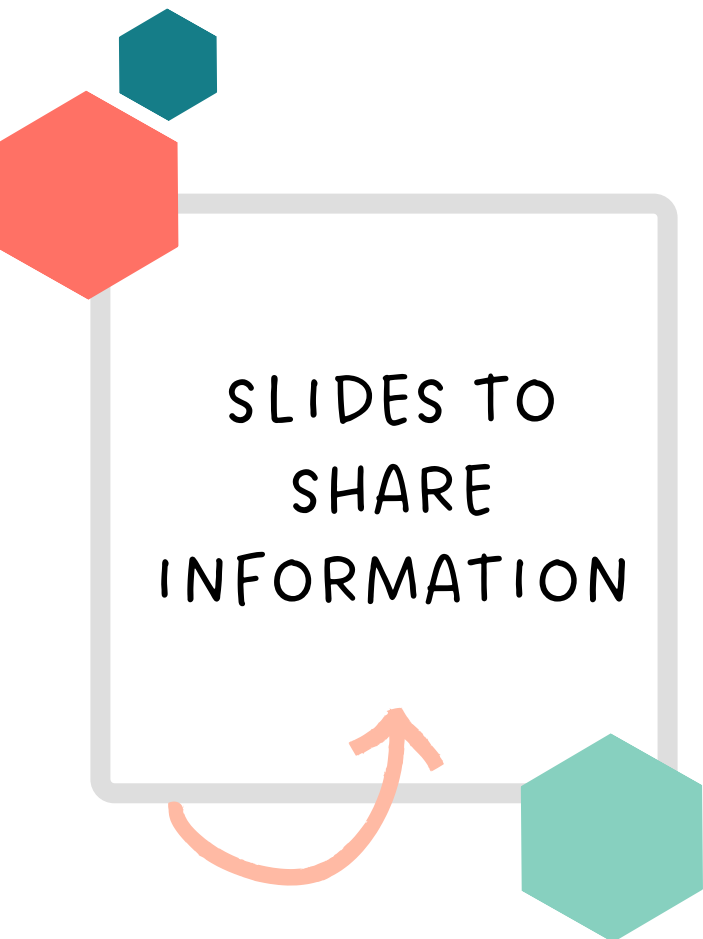


Period Education
UK

WHAT FORMAT
WILL WE USE
TO DELIVER
PERIOD
EDUCATION?




Period Education
UK



SLIDES TO
SHARE
INFORMATION



Period Education
UK



QUESTION &
ANSWER



Period Education
UK



OPEN
CONVERSATION
/ STORIES



Period Education
UK



GROUP WORK



Period Education
UK



WILD
CARD



Period Education
UK